



This guide is for all Smartphone users.



AbiBird®

How to

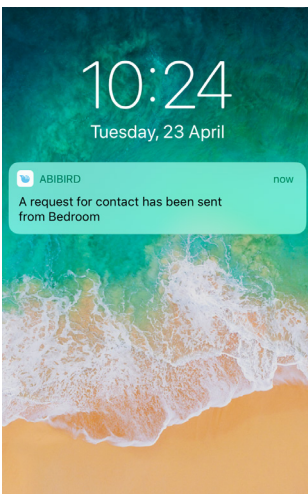
Use AbiSensor to Trigger a Request for Contact

Your cared-for person can use the AbiSensor to trigger a 'Request for Contact' at any time.

To trigger a 'Request for Contact' alert



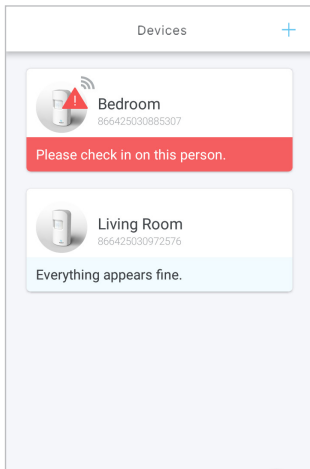
Continuously tap or shake the AbiSensor firmly up to 10 times (to activate the vibration sensor) and wait up to 30 seconds until it beeps and the light turns red.



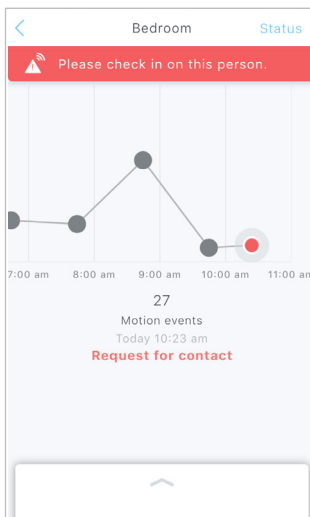
An alert notification and/or email will be sent to the Carer's phone...



This guide is for all Smartphone users.



...and, on the *Devices* page, the AbiSensor will show an alert icon....



... and the AbiSensor's graph will show a 'Request for Contact' alert (one or more red dots).